

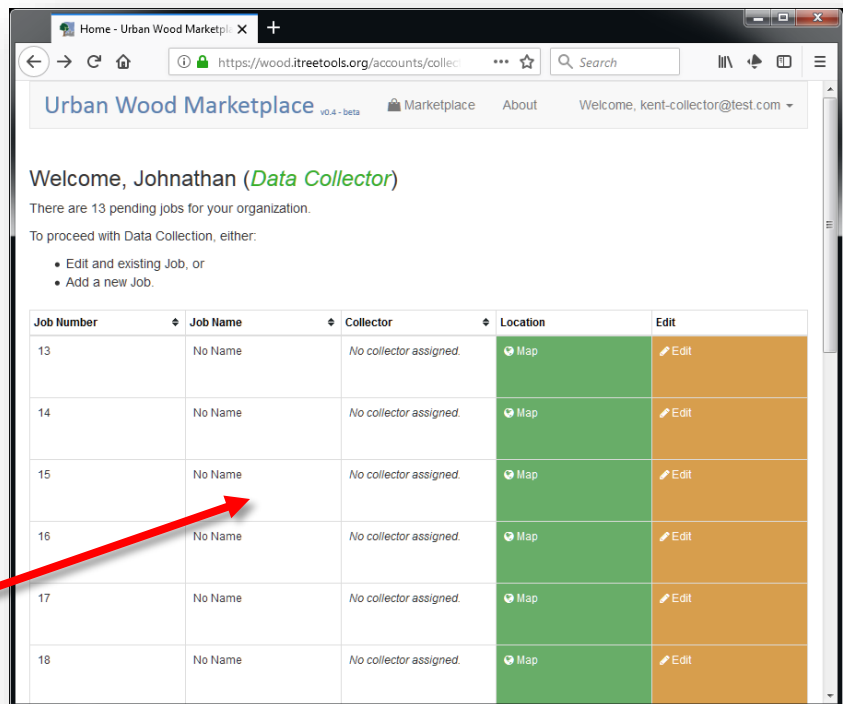
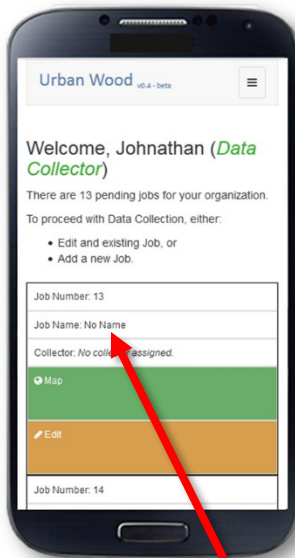
Urban Wood Marketplace Tutorial: Data Collectors

Your role as a Data Collector for the Marketplace is to act as one of your organization’s field surveyors who captures the log information that End Users will ultimately review.

- Recording correct information is extremely important and ultimately dictates how well the Marketplace works.
- You may have Jobs assigned to you by your organization’s Data Manager.
- You can also add new Jobs in the field.
- With each log you enter, remember to mark it with the unique Identifier that the Marketplace assigns to it in the Job form.




Your Data Collection Job List:

- A data connection is needed with your smartphone, tablet, or laptop.
- Smaller screens have a compact view, while larger screens will be more spread out.



Jobs in the system that have been assigned to you.

Working with Jobs:

-  Map: if adequate location data was entered, click this to see the Job’s location on Google Maps.
-  Edit: open up the Job form so that you can fill it out.
-  New Job: create a brand new Job form (opens right to the new form).

Review the Collecting Data cheat sheet for more information about filling out the Job form.

